


600162



1

2

2015 9 30

236,225

1

2

3

	000001		20		
			2015	10	26
3429.58		10%			
	BK0451			20	
			2015	10	26
17864.45		10%			
				10	

4

			20		
	20		/		20
	90%				

5

=

÷

6

6

20

6

36

12

12

/

6

10

100%

A

1.00

10

2		138,000
3		27,000
		235,000

2016 2017 2018

2016 2017 2018

9,364.14 9,448.48 9,697.98

1

=

÷

×

23.5

÷

A

=

10

60

3.1

2016 2017 2018

2016 2017 2018

÷

A

=

x

A

2015 9 30

60% 40%

50%

2015 9 30 236,225

235,000

-	/				
100%	23,063	121,698	98,634	428%	122,000
100%	2,763	41,272	38,509	1394%	41,000
	12,669	21,214	8,545	67%	21,000
	20,259	35,673	15,414	76%	35,000
	1,236	16,368	15,132	1224%	16,000
	59,992	236,225	176,234	294%	235,000

36,621.58 135,616.43

98,994.85 270.32% 20,103.55

58,632.73 38,529.18 191.65%

2000 3

50% 5,000

1 2015 10 27

2 2015 11 3

3 2015 11 3 23

4 2015 12 4 25

5 2015 12 21

2015

2015 9 18

2

3

4

2015 9 30

1-9

2015

2015 9 30

2015 1-9

2015 7-341

2015 1-9

-				
	2015/9/30	2015/9/30		
	1,501,586.96	1,699,895.41	198,308.45	13.21%
	1,263,275.74	1,367,331.23	104,055.49	8.24%
	238,311.22	332,564.18	94,252.95	39.55%

79,071.40	49.53%	79,071.40	42.31%	79,071.40	35.04%
-	0.00%	-	0.00%	38,778.88	17.19%
159,645.76	100.00%	186,873.48	100.00%	225,652.36	100.00%

		2016 1 31
/		/
/		/

36

6

6

20

6

12

12

		1
		2
		3

/

		1
		2
		3
		1
		2
		3 ,
		1
		2
		3
		1
		2

		2010 10 2013
		<p>1</p> <p>2</p> <p>3</p> <p>4</p> <p>5</p> <p>6</p>

--	--	--

5%

2015 1-9

0.27 /

2015 7-

1

1

2014

44

2.56

138,000

27,000

16.5

2013



2

4

2015 2017

5

6

1

2

3

4

5

6

2015 11 11

1

1

2

10

100%

			2014		GDP 7,589	
2013	6.0%			2014		GDP
16,002		2013	10.0%	2014		GDP 16,707
	2013	8.0%			2014	
GDP 5,382		2013	8.0%			2014
		GDP 6,783		2013	9.0%	

2015

2016 1 31

--	--	--	--

2015 10
100%

100%

2014

2015

2015

2015 3 5

2015

2015 3

30

3 31

5 2

2015 10 24

0.25

0.5

2014

	33	52
	1	31

33

3%

52

31

60%

+

	2015	2015	9	30
	84.21%			
7.72%				

2015 9

84%


2015 9

84%

80%

2013

			2015 1-9	2014	2013
			292.07	295.53	295.53



23

2015 11 4

90%

20

60

120

20

90%

6.06 /

4

23.5

7

272,277,228

5

1

2

3

000001

20

2015 10 26

3429.58

10%

2015 1-9

2015 7-341

2015 1-9

-				
	2015/9/30	2015/9/30		
	1,501,586.96	1,699,895.41	198,308.45	13.21%
	1,263,275.74	1,367,331.23	104,055.49	8.24%
	238,311.22	332,564.18	94,252.95	39.55%
	191,757.97	286,356.60	94,598.63	49.33%
	84.13%	80.44%	-3.69%	-4.39%
/	2.50	1.79	-0.71	-28.27%
	2015 1-9	2015 1-9		
	235,021.44	304,731.37	69,709.93	29.66%
	34,187.35	56,280.74	22,093.39	64.62%
	35,498.51	57,810.41	22,311.90	62.85%
	16,278.22	32,178.00	15,899.78	97.68%
	20,396.75	36,951.94	16,555.19	81.17%
/	0.27	0.23	-0.04	-14.29%

-						
	40,611.53	25.44%	57,723.75	30.89%	57,723.75	25.58%
	39,962.83	25.03%	47,438.07	25.39%	47,438.07	21.02%
	-	0.00%	2,640.26	1.41%	2,640.26	1.17%
	79,071.40	49.53%	79,071.40	42.31%	79,071.40	35.04%
10	-	0.00%	-	0.00%	38,778.88	17.19%
	159,645.76	100.00%	186,873.48	100.00%	225,652.36	100.00%

		40,611.53	
39,962.83			50.47%
27,227.72	7		
	38,778.88		
	186,873.48		
30.89%			
	6.06 /		
225,652.36			25.58%
	107,802.08		47.47%
159,645.76	186,873.48		
		10%	

23.5

2014

180,858.43

50%

5,000

1

33

32

2

2015 2

<

>

12

25%

2015 4 24

<

>

12

25%

100%

2015 5

25%

100%

3

1			
2			
3			

1

	2013 10 18	
--	------------	--

	110000
	0136033201300001
	110000
	2013 7 12 2015 12 31

2015 9 18

2

	20140221 001
	40000
	4000455198
	10
	2014 2 19

2015 12 30

3

2013 2015

	1,699,895	1,583,604	7.34
	1,063,299	1,071,742	-0.79
	233,047	198,047	17.67
	304,032	269,701	

84.67%

80.44% 2015

	2015	1-9	303,148
304,731		0.52%	28,719
32,178		12.05%	

2015 1-9

2

1

	2014	32,030.93
--	------	-----------

9,480.64	29.60%
----------	--------

2

2015 1-9 2014

3

31

3%

52

60%

63

1

1

33

32

1

2

3

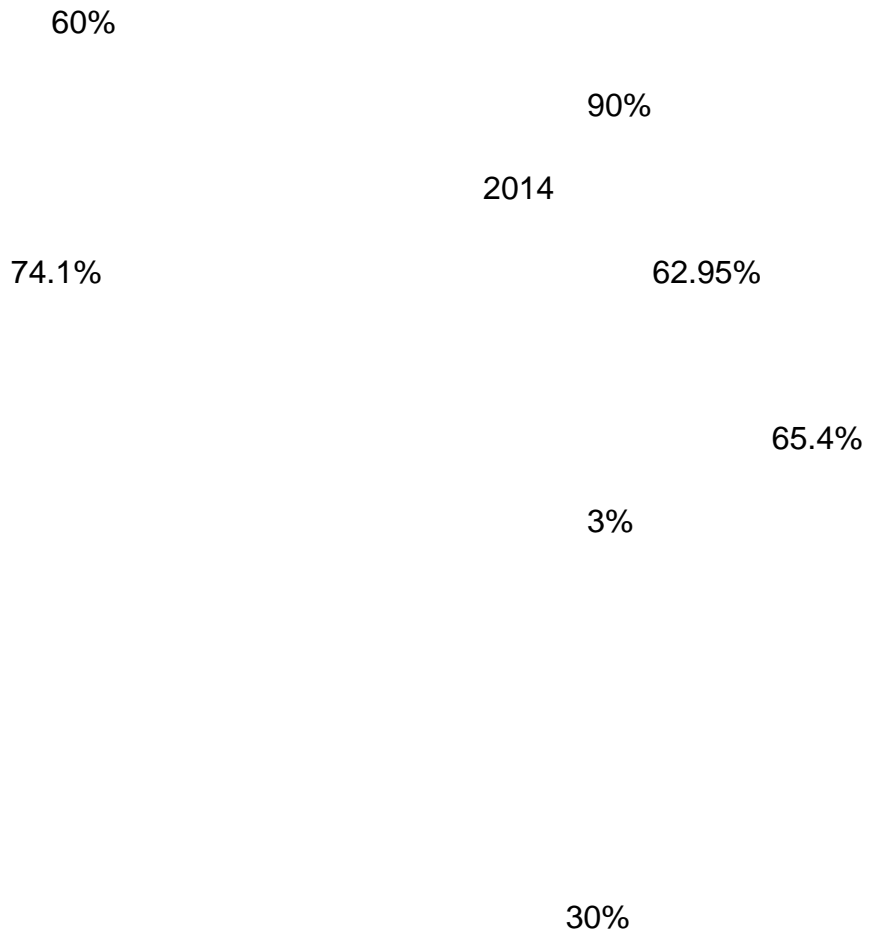
	<p style="text-align: right;">2011 11 1 2027 6 30</p> <p style="text-align: right;">39 / /</p> <p style="text-align: right;">42 / /</p> <p style="text-align: center;">5%</p> <p style="text-align: right;">4%</p>
	<p style="text-align: center;">2013 1 1 2032 12 31</p>

		//	
--	--	----	--

	9,249.16
	4.65%

4.65%

3



1

1

33

5

2

			2015	9
		105,024.24		1,501,586.96
	6.99%		8.39%	2015
9		84.13%		64.70%

2015 1-9

2015 1-9

(2015 240
2015 241 2015 229)
2015 9 30 236,225
235,000

	2005 10 1	48,511	36,622	135,616

2

342,832.35

266,249.16

342,832.35

266,249.16

3

4

/

