

600162

2011

.....	2
.....	2
.....	4
.....	5

()

()

()

()

()

()

()

	Shenzhen HeungKong Holding Co.Ltd
	HKHC

()

	020-34821006	020-34821006
	020-34821008	020-34821008
	liuyingkun@hkhc.com.cn	shujiangang@hkhc.com.cn

	-626,084,369.90	-109,986,365.83		470,902,328.14
	2011	2010	%	2009
	8,304,668,529.41	7,325,176,184.38	13.37	6,120,541,955.22
	6,487,531,071.73	5,550,356,715.13	16.88	4,349,526,561.29
	1,402,104,252.63	1,373,386,912.31	2.09	1,346,719,870.08
	767,812,619.00	767,812,619.00	0.00	767,812,619.00

	2011	2010	%	2009
	0.06	0.19	-68.42	0.33
/		/	/	/
	0.05	0.16	-68.75	0.32
%	3.18	10.46	7.28	20.98
%	3.00	9.16	6.16	19.99
	-0.82	-0.14		0.61
	2011	2010	%	2009
	1.83	1.79	2.23	1.75
%	78.12	75.77	2.35	71.00

()

1

		(%)							(%)
	406,115,339	52.89						406,115,339	52.89
1									
2									
3									

	406,115,339	52.89						406,115,339	52.89
	361,697,280	47.11						361,697,280	47.11
1	361,697,280	47.11						361,697,280	47.11
2									
3									
4									
	767,812,619	100.00						767,812,619	100.00

2

()

1

:

	2008 3 6	10.32	143,339,544	2008 3 12	143,339,544	

18 2007 8 13 2007 2008 83 2008 80 143,339,544 1.00 51 90 100 20 90 2008 3 6 143,339,544 1 10.32 529,525,944.00 2008 21

2

3

()

1

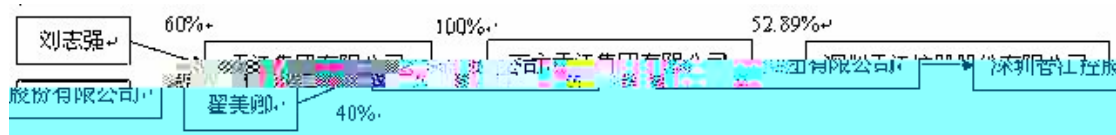
2011	73,104				67,324
		(%)			
		52.89	406,115,339		406,115,339 376,000,000
		0.46	3,494,912		
		0.22	1,650,903		
		0.21	1,582,319		
		0.18	1,389,332		
		0.15	1,186,400		
		0.15	1,169,448		
		0.15	1,145,000		
		0.14	1,062,880		
500 (LOF)		0.14	1,039,756		
			3,494,912		3,494,912
			1,650,903		1,650,903
			1,582,319		1,582,319
			1,389,332		1,389,332
			1,186,400		1,186,400

		1,169,448	1,169,448
		1,145,000	1,145,000
		1,062,880	1,062,880
(LOF)	500	1,039,756	1,039,756

	1993 7 2
	325,000,000

5	2003

(4)



3

()

PRESTON 2010 4 17

1995 1999

1999 2002 2002

2008 10

13 2010 4 17

1991 2000

2000 2002 2002

2011 2003 2010

4 16 2010 4 17

1996 2000

1996 1999 1999 2004

2004 2009 6 2009

7 2007 4 6

1980 2 2002

2006 9 1998 2002 2006 10 2002

2006 12

1992 MBA 1998

2001 2001 2007

2007

2004 2008 8

2010 4 17

()

()

	2011
	2010

()

			2011 6 28
			2011 6 28
			2011 10 2012 1 13
			2011 12 27 2011 12 27

()

	2,422
	0
	54
	43
	435
	237
	138
	1,515
	525
	635
	1,262

()

2

9

4

3

7

()

1

		9	9	2	0	0	
		9	9	2	0	0	
		9	9	2	0	0	
		9	9	2	0	0	
		9	9	8	0	0	
		9	9	7	0	0	
		9	9	6	0	0	

	9
	1
	2
	6

2

3

1

2

3

2011

2011

9

Hzp, • p ü z Ê,X,Ж< ùìù† #ùèY~L2%pQ !"Y%1M,7a_00%ù57 _ 1P-,

()

1

2

3

www.sse.com.cn

()

2010 3 25

<http://www.sse.com.cn>

1

2

3

()

2010	2011 5 11		2011 5 12

2011 5 11

2010

2010

2010

2010

2010

2010

2011

2011

()

2011	2011 9 28		2011 9 29

2011 9 28

2011

2011

2011

()

1

1

2011

2 2011
2011

"

"

1

2

"

"

3

ERP
ERP

2011

4

5

6

2011

7

3 2012
2012

"

"

"

"

2012

1

2

2011

3

ERP

ERP

4

2012

2

(1)

: :

			(%)	(%)	(%)	%
	667,039,459.47	363,517,082.81	45.50	-59	-61	1.59

40,613,277.41 29,398,272.02 40,613,277.41 29,398,272.02 40,613,277.41 29,398,272.02 40,613,277.41 29,398,272.02 40,613,277.41 29,398,272.02 40,613,277.41 29,398,272.02

3

(1)

()

:

2011

2011 4 6						2011 4 7
			2010			
		2010	2010		2010	
2011 4 18			2010	2010		
			2010 2011			2011 4 20
			2010 2011			
				2011		
				2010		

	2010		2011 6 20	2010
23	2011 6 24	2010	2011 6 30	2011 6
2		2011 4 7		
11	2011 4 29 2010	2010		2011 5
3		2011 2011 4 7		
5 11	2011 4 29 2010	2010		2011
4	2011			
5		2011 20	" "	2011
	2011 3			
100 2011 8		12000	[2010] 65	
		LASZ2011-11	LASZ2011-19	
	17720	208786	17830	271562.5
	2011		47550	
5	2011		" "	
	2011 9 28	2011 2011	2011	

3

2011

5

2009 10 23

6

2011 12 31

7

2012

2011 4 27

<

>

8

2009 10 23

9

()

()

		2011		-11,775,651.05
		251,704,873.98	2010	15,356,252.38
2011		224,572,970.55		216,332,361.25
			2012	
				2011

()

	10	10 ()	10			(%)
2008	1.5	0.2	3	10,590,518.88	210,743,783.71	5.03
2009		0.5		38,390,630.95	255,577,400.93	15.02
2010		0.2		15,356,252.38	144,013,386.32	10.66

()

	4
	2010
	2010
	2011
	2011
	2011

()

()

()

()

2011

()

()

()

()

()

()

1

10

10

(1)

(2)

(3)

2

:

:

		0
A		0
		43,650
B		120,000
A+B		120,000
(%)		85.59
C		0
70	D	97,300
50	E	49,894
C+D+E		147,194

3

()

1

			99.5%			2009	
			/	2008	12	2008	
			31				2009
						53,164.67	98%
			98%				2,200
							2009
						2011	2010
						1	12
						8	16
							2009

()

: :

	130	160
	2	1

" " 2010

Q ~

A

2010	B24 B054 D69	2011 4 20	http://www.sse.com.cn/
	B24 B054 D69	2011 4 20	http://www.sse.com.cn/
	B23 B054 D69	2011 4 20	http://www.sse.com.cn/
		2011 4 27	http://www.sse.com.cn/
	B32 B038 D056	2011 4 27	http://www.sse.com.cn/
2010		2011 4 29	http://www.sse.com.cn/
2010		2011 5 12	http://www.sse.com.cn/
2010	B32 B010 D033	2011 5 12	http://www.sse.com.cn/
	B16 A11 D013	2011 5 18	http://www.sse.com.cn/
	B19 A10 B003 D020	2011 6 9	http://www.sse.com.cn/
		2011 6 9	http://www.sse.com.cn/
2010	21 B006 C004	2011 6 20	http://www.sse.com.cn/
	B30 B006 D020	2011 6 29	http://www.sse.com.cn/
	B30 B006 D020	2011 6 29	http://www.sse.com.cn/
2011	32 B002 B009	2011 7 9	http://www.sse.com.cn/
	56 B007 B32	2011 8 6	http://www.sse.com.cn/
		2011 8 20	http://www.sse.com.cn/
	35 B071 B53	2011 8 20	http://www.sse.com.cn/
2011	35 B071 B53	2011 8 20	http://www.sse.com.cn/

2011 8 20

() (12) P0191

2011 12 31

(" ")
2011

(2) (1)

2011 12 31

2011

•

2012 4 19

	()1	1,392,798,908.28	2,603,879,377.12			-	-
		-	-			-	-
		-	-			-	-
	()2	7,105,480.67	9,515,169.45			-	-
		-	-			-	-
	()3	33,813,291.81	30,363,665.10			-	-
	()4	472,995,864.12	385,150,811.62	()15	952,961,084.81	782,082,127.35	
		-	-	()16	1,346,711,566.11	604,619,539.16	
		-	-			-	-
		-	-			-	-
		-	-	()17	13,369,481.11	26,377,505.60	
		-	-	()18	135,835,424.70	215,483,837.66	
	()5	139,684,166.74	61,889,096.43	()19	349,587.55	800,548.39	
		-	-			-	-
	()6	4,899,489,998.78	3,166,053,185.57	()20	185,821,990.42	125,699,264.15	
		-	-			-	-
		-	-			-	-
		6,945,887,710.40	6,256,851,305.29			-	-
		-	-			-	-
		-	-	()21	1,464,500,000.00	255,000,000.00	
		-	-	()22	651,600,443.42	623,426,615.46	
		-	-		4,751,149,578.12	2,633,489,437.77	
		-	-			-	-
	()7	18,350,000.00	13,350,000.00	()23	1,707,725,729.98	2,914,000,000.00	
	()8	643,176,433.33	596,065,825.02			-	-
	()9	389,466,322.94	58,187,271.04			-	-
	()10	174,877,160.24	331,088,620.55			-	-
		-	-			-	-
		-	-	()13	2,288,485.00	2,867,277.36	
		-	-	()24	26,367,278.63	-	
		-	-		1,736,381,493.61	2,916,867,277.36	
	()11	48,112,961.47	46,197,314.84		6,487,531,071.73	5,550,356,715.13	
		-	-			-	-
		-	-	()25	767,812,619.00	767,812,619.00	
	()12	1,847,178.62	993,690.76	()26	21,952,960.69	21,952,960.69	
	()13	78,268,366.41	22,442,156.88			-	-
		4,682,396.00	-			-	-
		1,358,780,819.01	1,068,324,879.09	()27	102,275,017.13	102,275,017.13	
		-	-			-	-
		-	-	()28	510,063,655.81	481,346,315.49	
		-	-			-	-
		-	-		1,402,104,252.63	1,373,386,912.31	
		-	-		415,033,205.05	401,432,556.94	
		-	-		1,817,137,457.68	1,774,819,469.25	
		8,304,668,529.41	7,325,176,184.38		8,304,668,529.41	7,325,176,184.38	


2011 12 31

		47,230,310.86	710,061,686.88			-	-
		-	-			-	-
		-	-			-	-
		-	-			44,950.00	44,950.00
		127,237,280.00	60,459,000.00			-	-

	()29	1,302,593,074.09	1,918,920,172.16
		1,302,593,074.09	1,918,920,172.16
		-	-
		-	-
		-	-
		1,179,893,510.60	1,566,075,727.35
	()29	652,420,125.86	1,021,488,621.28
		-	-
		-	-
		-	-
		-	-
		-	-
		-	-
		-	-
	()30	192,648,052.75	220,808,417.05
	()31	112,298,237.89	86,176,260.73
	()32	190,508,686.72	163,971,638.20
	()33	26,371,864.81	73,348,562.25
	()34	5,646,542.57	282,227.84
	()35	(2,409,688.78)	338,897.82
	()36	-	14,349,262.26

2011 12 31

	()3	59,900,000.00	-
	()3	13,000,000.00	-
		2,631,090.00	-
		-	-
		40,483,501.82	38,334,242.84
		44,113,537.13	15,758,469.29
		1,314,655.29	24,307.08
		-	-
	()4	29,868,198.07	227,307,397.22
		-	-
· Ä 9ü i 9M2\$E4 Ì . D Pa 69H & B66E2B edy 2Z 64z f 02ja 07 456x 12% → W 1.90, 156.06g f 05\$ W		1,970.00	41,133.36
		3,034.88	700.00



		63,000,000.00	-
		-	-
		4,741,452.77	347,108,527.18
		67,741,452.77	347,108,527.18
		95,977,298.00	-
		33,132,595.82	24,171,215.66
		81,201.36	123,433.02

	767,812,619.00	21,952,960.69	102,275,017.13	481,346,315.49	-	401,432,556.94	1,774,819,469.25	767,812,619.00	21,952,960.69	92,847,507.30	463,280,601.34	-	425,121,705.60	1,771,015,393.93
	-	-	-	-	-	-	-	-	-	-	-	-	-	-
	-	-	-	-	-	-	-	-	-	-	826,181.75	-	(826,181.75)	-
	767,812,619.00	21,952,960.69	102,275,017.13	481,346,315.49	-	401,432,556.94	1,774,819,469.25	767,812,619.00	21,952,960.69	92,847,507.30	464,106,783.09	-	424,295,523.85	1,771,015,393.93
	-	-	-	28,717,340.32	-	13,600,648.11	42,317,988.43	-	-	9,427,509.83	17,239,532.40	-	(22,862,966.91)	3,804,075.32
()	-	-	-	44,073,592.70	-	72,400,648.11	116,474,240.81	-	-	-	144,013,386.32	-	96,932,855.35	240,946,241.67
()	-	-	-	-	-	-	-	-	-	-	-	-	-	-
() ()	-	-	-	44,073,592.70	-	72,400,648.11	116,474,240.81	-	-	-	144,013,386.32	-	96,932,855.35	240,946,241.67
()	-	-	-	-	-	1,470,000.00	1,470,000.00	-	-	(7,895,571.31)	(71,060,141.83)	-	(41,395,822.26)	(120,351,535.40)
1	-	-	-	-	-	1,470,000.00	1,470,000.00	-	-	-	-	-	-	-
2	-	-	-	-	-	-	-	-	-	-	-	-	-	-
3	-	-	-	-	-	-	-	-	-	(7,895,571.31)	(71,060,141.83)	-	(41,395,822.26)	(120,351,535.40)
()	-	-	-	(15,356,252.38)	-	(60,270,000.00)	(75,626,252.38)	-	-	17,323,081.14	(55,713,712.09)	-	(78,400,000.00)	(116,790,630.95)
1	-	-	-	-	-	-	-	-	-	17,323,081.14	(17,323,081.14)	-	-	-
2	-	-	-	-	-	-	-	-	-	-	-	-	-	-
3	-	-	-	(15,356,252.38)	-	(60,270,000.00)	(75,626,252.38)	-	-	-	(38,390,630.95)	-	(78,400,000.00)	(116,790,630.95)
4	-	-	-	-	-	-	-	-	-	-	-	-	-	-
()	-	-	-	-	-	-	-	-	-	-	-	-	-	-
1	-	-	-	-	-	-	-	-	-	-	-	-	-	-
2	-	-	-	-	-	-	-	-	-	-	-	-	-	-
3	-	-	-	-	-	-	-	-	-	-	-	-	-	-
4	-	-	-	-	-	-	-	-	-	-	-	-	-	-
	767,812,619.00	21,952,960.69	102,275,017.13	510,063,655.81	-	415,033,205.05	1,817,137,457.68	767,812,619.00	21,952,960.69	102,275,017.13	481,346,315.49	-	401,432,556.94	1,774,819,469.25

2011 12 31

	767,812,619.00	216,332,361.25	54,835,570.61	251,704,873.98	1,290,685,424.84	767,812,619.00	216,332,361.25	37,512,489.47	134,187,774.70	1,155,845,244.42
	-	-	-	-	-	-	-	-	-	-
	-	-	-	-	-	-	-	-	-	-
	767,812,619.00	216,332,361.25	54,835,570.61	251,704,873.98	1,290,685,424.84	767,812,619.00	216,332,361.25	37,512,489.47	134,187,774.70	1,155,845,244.42

()

			("	"	"		")
1993	3	26				[1993]	28		
								1994	1 30
						3700001800990			
						7,000			
1996	2					[1996]26			
2,450		4				[1996]212		1995	
		7,000		10	1		2	1995	
						10,150			
1998	5	18							
3,500		1998	6	9					
1999	6	4		10	1		0.25	1998	
						15,015			
2000	9					[2000]	110		1998
	12	31		13,650			10	3	
				17,589					
2002	12	25						(" "
			("	")			
		6,595	(37.50%)	5,095	(28.97%)	
						5,095		28.97%	
2004									
		17,589				1,742			
				6,837				38.87%	
2005	3	25		2004			2004		17,589
					10	10			
		35,178							
2006	9	28		2006					
							10	1.6	
		3,440.64					38,618.64	,	
		13,674				35.41%			
2006	12	15		"			"	"	
		"		"			17	"	"
			4106	"					

2011 12 31

()

2007 8 13 2007 2008 83 2008 1
18 2008 80
143,339,544 1.00
(")51%
(")90%
(")100% (")90% ("
")20% (")90%
529,525,944 280,079,544
52.89%
2008 10 13 2007 10 1.5
529,525,944 767,812,619
10 3
2008 12 11 " 1054 "P0 r

2011 12 31

()

-

3

1 1 12 31

4

5

5.1

5.2

2011 12 31

()

-

5

-

5.2

-

6

()

2011 12 31

()

-

6

-

()

"

"

"

"

/

7

2011 12 31

()

-

8

8.1

2011 12 31

()

-

8

-

8.4

(1)

(2)

(3)

(4)

(5)

(6)

-

-

(7)

(8)

(9)

-

()

()

2011 12 31

()

-

8

-

8.4

-

-

-

2011 12 31

()

-

8

-

8.6

8.6.1

(1)

(2)

(3)

(1)

(2)

8.6.2

8.6.3

14 —

13 —

2011 12 31

2011 12 31

()

-

9

-

9.2

	5 5 100%
	6%

9.3

10

10.1

2011 12 31

()

-

10 -

10.3

10.4

10.5

11

11.1

11.2

11.2.1

2011 12 31

()

-

11

-

11.2

-

11.2.2

11.2.3

11.3

2011 12 31

()

-

11

-

11.4

12

13

13.1

2011 12 31

() -

13 -

13.2

	()	(%)	(%)
	35-60	0-5	1.67-2.86
	3-5	5	19-31.67
	3-10	5	9.5-31.67
	3-5	5	19-31.67

13.3

13.4

2011 12 31

()

-

14

15

3

16

16.1

2011 12 31

()

-

16

-

16.2

17

18

19

19.1

2011 12 31

()

-

19 -

19.1 -

()

(

50%

)

(

)

19.2

19.3

19.4

20

2011 12 31

()

-

21

21.1

()

()

21.2

()

2011 12 31

()

-

21 -

21.2 -

22

22.1

22.2

23

2011 12 31

()

-

2011 12 31

()

-

-

()

1.

		24% 25%(1)
		5% 3%
		1%-7%
		3%-4%
		30%-60% (2)
	10% 30%	1.2% 12%
		(3)

1

24%(22%)

2

3

2011 12 31

()

1

(1)

								(%)	(%)			
(" ")				5,000.00		9,729.14	-	100	100		-	-
(" ")				3,100.00		2,678.34	-	100	100		-	-
(" ")				8,000.00		17,380.25	-	100	100		-	-
(" ")				1,000.00		1,345.47	-	100	100		-	-
(" ")				6,000.00		6,904.37	-	100	100		-	-
(" ")				6,000.00								

2011 12 31

2011 12 31

2011 12 31

()

-

2

3

3

3

	25,553,297.31	(4,446,702.69)
	29,948,665.42	(51,334.58)
	29,908,419.86	(91,580.14)

()

1

-	1,203,050.61	1.00	1,203,050.61	884,793.72	1.00	884,793.72
-						

	198	0	51055.06	1.00	198	0
					51055.06	228
						0

- TT0 1 Tfd(-)Tj/0 - /% uGMbtzP198 0 T0 665050082.52.162195(10.48 1)8(3.768 0.48 56)3045

97

2011 12 31

()

-

3

(1)

		(%)		(%)		(%)		(%)
	-	-	-	-	-	-	-	-

() -

3 -

(3)

				(%)
		1,394,170.89	1	3.99
		970,000.00	1	2.78
		880,000.00	1	2.52
		820,000.00	1	2.35
		780,000.00	1	2.23
		4,844,170.89		13.87

(4) ()4

4

(1)

		(%)		(%)
1	194,439,610.19	41.11	353,887,383.83	91.88
1 2	277,135,006.58	58.59	30,950,195.09	8.04
2 3	1,142,550.72	0.24	-	-
3	278,696.63	0.06	313,232.70	0.08
	472,995,864.12	100.00	385,150,811.62	100.00

(2)

		30,830,417.63	1	
		166,955,085.87	1 2	
		67,237,280.00	1	
		60,000,000.00	1 2	
		68,959,935.00	1	
		40,000,000.00	1 2	
		10,000,000.00	1 2	

()

4

(3)

5%(5%)

(4)

	393,982,718.50	318,785,503.50
	-	-
	79,013,145.62	66,365,308.12
	472,995,864.12	385,150,811.62

(5)

()4

5

(1)

		(%)		(%)		(%)		(%)
	-	-	-	-	-	-	-	-
	42,577,736.34	28.58	-	-	30,000,000.00	46.23	-	-
	103,173,841.73	69.26	6,067,411.33	5.88	34,891,439.46	53.77	3,002,343.03	8.60
	145,751,578.07	97.84	6,067,411.33	4.16	64,891,439.46	100.00	3,002,343.03	4.63
	3,210,049.99	2.16	3,210,049.99	100.00	-	-	-	-
	148,961,628.06	100.00	9,277,461.32	6.23	64,891,439.46	100.00	3,002,343.03	4.63

		(%)				(%)		
1	101,093,778.12	67.87	4,675,984.06	96,417,794.06	12,480,820.15	19.23	1,006,860.87	11,473,959.28
1 2	3,220,925.28	2.16	934,634.52	2,286,290.76	38,052,981.04	58.64	483,178.86	37,569,802.18
2 3	35,677,356.72	23.95	684,754.64	34,992,602.08	6,849,856.72	10.56	410,991.40	6,438,865.32
3 4	3,273,406.05	2.20	2,167,684.40	1,105,721.65	6,234,143.73	9.60	374,048.62	5,860,095.11
4 5	5,011,681.53	3.36	129,923.34	4,881,758.19	581,249.51	0.90	34,874.97	546,374.54
5	684,480.36	0.46	684,480.36	-	692,388.31	1.07	692,388.31	-
	148,961,628.06	100.00	9,277,461.32	139,684,166.74	64,891,439.46	100.00	3,002,343.03	61,889,096.43

2011 12 31

()

-

5

-

(1)

-

			%	
	1,430,864.00	1,430,864.00	100.00	
	786,706.00	786,706.00	100.00	
	600,000.00	600,000.00	100.00	
	320,000.00	320,000.00	100.00	

‡

w

2011 12 31

() -

6 -

(1) -

(1)	2002.01-2008.08	218,240,769.56	9,816,648.00	67,870,221.83	160,187,195.73

2011 12 31

() -

6 -

(1) -

2011 12 31

() -

7

2011 12 31

() -

8

	632,157,674.39	70,073,516.92	-	702,231,191.31
1.	632,157,674.39	70,073,516.92	-	702,231,191.31
2.	-	-	-	-
	36,091,849.37	22,962,908.61	-	59,054,757.98
1.	36,091,849.37	22,962,908.61	-	59,054,757.98
2.	-	-	-	-
	596,065,825.02			643,176,433.33
1.	596,065,825.02			643,176,433.33
2.	-			-
	-	-	-	-
1.	-	-	-	-
2.	-	-	-	-
	596,065,825.02			643,176,433.33
1.	596,065,825.02			643,176,433.33
2.	-			-

51,619,591.55

22,962,908.61

2011 12 31

3,257,911.40

2011 12 31

194,959,940.19

586,225,729.98

223,614,887.70

56,294,693.25

590,000,000.00

2011 12 31

()

-

9

(1)

	110,202,305.37	365,859,404.26	17,242,246.22	458,819,463.41
	27,576,138.88	311,012,921.18	15,068,252.22	323,520,807.84
	4,487,046.33	34,953,443.02	173,498.00	39,266,991.35
	61,268,951.92	13,475,068.00	1,712,546.00	73,031,473.92
	16,870,168.24	6,417,972.06	287,950.00	23,000,190.30
	52,015,034.33		2,054,700.98	69,353,140.47
	845,845.01	-	6,332,824.83	490.68
	1,751,762.82	-	2,129,352.12	164,823.10
	38,982,825.91	-	8,993,466.34	1,612,984.70
	10,434,600.59	-	1,937,163.83	276,402.50
	58,187,271.04			389,466,322.94
	26,730,293.87			316,342,628.68
	2,735,283.51			35,550,699.51
	22,286,126.01			26,668,166.37
	6,435,567.65			10,904,828.38
	-	-	-	-
	-	-	-	-
	-	-	-	-
	-	-	-	-
	-	-	-	-
	58,187,271.04			389,466,322.94
	26,730,293.87			316,342,628.68
	2,735,283.51			35,550,699.51
	22,286,126.01			26,668,166.37
	6,435,567.65			10,904,828.38

19,392,807.12

336,650,319.88

(2)

2011 12 31

34,140,170.97

10

(1)

	174,527,373.68	-	174,527,373.68	331,088,620.55	-
	349,786.56	-	349,786.56	-	-
	174,877,160.24	-	174,877,160.24	331,088,620.55	-

2011 12 31

() -

10 -

(2)

											(%)	
	863,700,000.00	331,088,620.55	165,812,511.41	322,373,758.28	-	174,527,373.68	57.53%	57.53%	27,238,161.11	15,273,883.33	7.22	
	18,241,236.45	-	14,626,348.16	14,276,561.60	-	349,786.56	80.18%	80.18%	-	-	-	
	881,941,236.45	331,088,620.55	180,438,859.57	336,650,319.88	-	174,877,160.24			27,238,161.11	15,273,883.33		

2011 12 31

()

-

13

/

-

(2)

	218,295,623.94

(3)

2012	12,133,268.06	
2013	38,739,586.98	
2014	53,541,849.97	
2015	86,784,547.40	
2016	27,096,371.53	
	218,295,623.94	

(4)

/

	10,395,644.25	4,890,101.68
	206,598,184.68	13,006,957.04
	26,367,278.63	26,801,719.08
	38,744,697.53	35,827,465.64
	26,395,853.69	9,242,384.08
	4,477,287.53	-
	94,519.32	

2011 12 31

() -

14

	4,890,101.68	7,046,963.30	1,400,420.73	141,000.00	10,395,644.25
	4,890,101.68	7,046,963.30	1,400,420.73	141,000.00	10,395,644.25

15

2011 12 31

()

-

16

-

			()	
	100,902,735.00	-	2012.12	11.66%
	3339871827014329169138938.00	9935474089008.08	1008412103291	95.16 615.227461.94

()

18

	126,380,716.74	196,369,569.82
	126.00	486.61
	(31,467,995.30)	(24,599.69)
	42,070,889.25	16,247,479.06
	840,276.13	936,603.74
	467,561.80	597,890.89
	(2,060,940.32)	(64,616.82)
	(1,274,823.08)	452,835.88
	1,431,332.21	876,703.88
	(551,718.73)	91,484.29
	135,835,424.70	215,483,837.66

19

	349,587.55	800,548.39
	349,587.55	800,548.39

20

(1)

	121,370,093.54	72,754,395.64
	55,393,766.26	26,914,793.30
	9,058,130.62	26,030,075.21
	185,821,990.42	125,699,264.15

(2)

5%(5%)

(3)

	10,514,101.13	1	3
	3,000,000.00	1	

2011 12 31

() -

21

(1)

	1,464,500,000.00	255,000,000.00
	-	-
	-	-
	1,464,500,000.00	255,000,000.00

(2)

A.

(1)	272,500,000.00	215,000,000.00
(2) (

2011 12 31

()

-

22

	651,600,443.42	623,426,615.46

2006 187

23

(1)

(1)	1,309,225,729.98	1,839,000,000.00
(2)	260,000,000.00	905,000,000.00
(3)	68,500,000.00	170,000,000.00
(4)	70,000,000.00	-
	1,707,725,729.98	2,914,000,000.00

1

2

3

4

(2)

				(%)		
	11/11/2010	03/08/2014		5.88	320,000,000.00	320,000,000.00
	20/11/2009	20/11/2014		6.40	175,000,000.00	175,000,000.00
	20/11/2009	20/11/2014		6.40	175,000,000.00	175,000,000.00
	18/08/2010	03/08/2014		6.05	150,000,000.00	150,000,000.00
	28/12/2010	20/12/2013		5.85	100,000,000.00	100,000,000.00
					920,000,000.00	920,000,000.00

2011 12 31

()

-

24

" "	26,367,278.63	-
	26,367,278.63	-

()37

25

2011	2010						
1.	-	-	-	-	-	-	-
2.	-	-	-	-	-	-	-
3.	406,115,339.00	-	-	-	-	-	406,115,339.00
4.	-	-	-	-	-	-	-
5.	-	-	-	-	-	-	-
	406,115,339.00	-	-	-	-	-	406,115,339.00
1.	361,697,280.00	-	-	-	-	-	361,697,280.00
2.	-	-	-	-	-	-	-
3.	-	-	-	-	-	-	-
4.	-	-	-	-	-	-	-
	361,697,280.00	-	-	-	-	-	361,697,280.00
	767,812,619.00	-	-	-	-	-	767,812,619.00

26

2011	2010			
	-	-	-	-
	-	-	-	-
	-	-	-	-
	-	-	-	-
	-	-	-	-
	-	-	-	-
	21,952,960.69	-	-	21,952,960.69
	-	-	-	-
	7,711,860.69	-	-	7,711,860.69
	-	-	-	-
	-	-	-	-
	14,241,100.00	-	-	14,241,100.00
	21,952,960.69	-	-	21,952,960.69

2011 12 31

()

-

28

2010		
	463,280,601.34	
	826,181.75	
	464,106,783.09	
	144,013,386.32	
(1)	17,323,081.14	10%
	-	
	-	
	-	
	-	

2011 12 31

()

-

28

-

(3)

2011

(4)

2011 12 31
47,439,446.52


29

(1)

	1,302,593,074.09	1,918,920,172.16
	-	-
	652,420,125.86	1,021,488,621.28

(2)

()



()

-

30

	71,770,585.38	92,927,828.40	3% 5%
	4,602,976.31	5,865,430.63	1%-7%
	2,832,446.64	2,760,972.43	3%-4%
	108,762,684.15	115,597,026.23	30%-60%
	4,679,360.27	3,657,159.36	
	192,648,052.75	220,808,417.05	

31

	12,552,707.02	10,416,712.95
	78,996,531.96	63,890,514.41
	20,748,998.91	11,869,033.37
	112,298,237.89	86,176,260.73

32

	77,706,743.27	87,088,456.82
	26,000,422.71	12,582,832.14
	17,569,588.10	23,016,476.45
	39,140,823.74	38,642,459.41
	30,091,108.90	2,641,413.38
	190,508,686.72	163,971,638.20

33

	242,880,073.02	151,603,739.38
	200,260,167.42	80,626,230.74
	20,782,300.94	22,364,302.70
	-	-
	-	-
	4,534,260.15	24,735,356.31
	26,371,864.81	73,348,562.25

()

-

34

	5,646,542.57	282,227.84
	-	-
	-	-
	-	-
	-	-
	-	-
	-	-
	-	-
	-	-
	5,646,542.57	282,227.84

35

	(2,409,688.78)	338,897.82
	(2,409,688.78)	338,897.82

36

(1)

	-	-
	-	-
	-	14,349,262.26
	-	14,349,262.26

2011 12 31

() -

37

(1)

--	--	--	--

2011 12 31

() -

38

	10,957.45	2,547,136.23	10,957.45

2011 12 31

()

-

40

	44,073,592.70	144,013,386.32
#	44,073,592.70	144,013,386.32
	-	-

()

-

41

-

(2)

	-	61,231,069.95
	71,655,575.65	63,072,361.02
	61,393,191.17	68,405,859.60
	38,805,503.56	17,584,629.59
	-	343,830.40
	530,141.09	-
	2,539,727.04	-
	-	163,943,437.03
	4,014,317.35	19,447,161.24
	178,938,455.86	394,028,348.83

(3)

	-	6,200.00
	-	6,789,318.56
	-	6,795,518.56

(4)

	13,474,014.78	5,526,385.52
	13,474,014.78	5,526,385.52

()

-

42

(1)

1		
	116,474,240.81	240,946,241.67
	5,646,542.57	282,227.84
	19,392,807.12	8,254,398.07
	1,725,281.79	1,480,880.14
	22,962,908.61	16,988,595.00
	730,740.88	138,913.71
	(7,402,306.55)	2,484,396.63
()		
()	-	-
()	2,409,688.78	(338,897.82)
()	44,614,438.71	95,712,864.95
()	-	(14,349,262.26)
()	(55,826,209.53)	(11,146,963.33)
()	(578,792.36)	84,724.45
()	(1,576,082,842.09)	(652,781,278.32)
()	(175,646,898.16)	(229,524,311.77)
()	975,831,029.97	431,367,935.41
()	(335,000.45)	413,169.80
	(626,084,369.90)	(109,986,365.83)
2		
	-	-

2011 12 31

()

-

42

-

(2)

()

-

3

		72822882-5
		77217077-1
		27932483-7
		78832491-5
		69253488-9
		69250097-X
		78034001-3
		79779386-0
		73296444-6
		78033244-3
		78030774-X
		27926823-0
		19142100-X

4

(1)

				(%)		(%)

2011 12 31

() -

4 -

(2)

			2011.3.1	2012.2.29		636,000.00
			2009.9.3	2012.9.2		6,805,161.96
			2009.9.3	2012.9.2		19,668,144.00
			2009.9.3	2012.9.2		2,993,914.00
			2010.8.1	2013.7.31		45,156.00
			2010.8.1	2013.7.31		18,000.00
			2011.3.1	2012.2.29		396,000.00
			2011.3.1	2012.2.29		18,000.00
			2011.9.1	2012.11.30		9,486.00

(3) /

		160,000,000.00	68,000,000.00	2010.06.30	2013.04.30	
		297,500,000.00	245,000,000.00	2007.09.27	2015.09.01	
		297,500,000.00	245,000,000.00	2007.08.03	2015.08.02	
		100,000,000.00	85,000,000.00	2010.05.25	2013.01.11	
		76,000,000.00	66,000,000.00	2010.11.04	2012.11.03	
		50,000,000.00	50,000,000.00	2011.12.27	2014.12.31	

80,000,000

() 21

(4)

	1,068.04	981.53

2011 12 31

() -

4 -

(5)

		1,394,170.89	83,650.25	3,434,900.00	206,094.00
		411,241.18	-	1,028,100.00	-
		-	-	76,900.00	-
		174,099.61	-	98,800.00	-
		750,703.70	-	69,800.00	-
		173,652.00	-	-	-
		-	-	41,100.00	-

()

1

(1)

-	-	-
-	2,032,516,700.86	692,500,000.00
-	-	-
	2,032,516,700.86	692,500,000.00

(2)

1	2,035,216.33
2	938,801.33
3	1,939,992.00
	4,914,009.66

()

1

2011

()

1

		(%)
	184,986,284.09	6.35
	15,273,883.33	7.22
	-	-
	200,260,167.42	

2011 12 31

()

-

2

(1)

2011

	667,039,459.47	40,613,277.41	233,934,014.53	149,659,974.76	396,827,402.00	(185,481,054.08)	1,302,593,074.09
	667,039,459.47	40,613,277.41	59,900,000.00	138,212,935.21	396,827,402.00	-	1,302,593,074.09
	-	-	174,034,014.53	11,447,039.55	-	(185,481,054.08)	-
	398,388,681.52	29,444,380.05	149,245,183.80	102,579,489.46	143,925,258.19	(171,162,867.16)	652,420,125.86

(2)

(3)

10%

3

2011 12 31

() -

3 -

(1)

1.1

1.1.1

2011 12 31

1.1.2

1.1.3

1.2

2011 12 31

2011 12 31

()

-

3

-

(1)

-

1.3

2011 12 31

() -

(3)

-
-
-
-

	1%	(19,280,442.97)	(19,280,442.97)	(18,142,500.00)	(18,142,500.00)

()

-

(1)

-

		(%)				(%)		
1	401,485,686.82	76.21	1,370,381.21	400,115,305.61	210,822,965.34	60.57	60,777.92	210,762,187.42
1 2	84,200.00	0.02	5,052.00	79,148.00	10,000,000.00	2.87	-	10,000,000.00
2 3	10,000,000.00	1.90	-	10,000,000.00	127,230,000.00	36.56	-	127,230,000.00
3 4	115,230,000.00	21.87	-	115,230,000.00	-	-	-	-
4 5	-	-	-	-	-	-	-	-
5	-	-	-	-	-	-	-	-
	526,799,886.82	100.00	1,375,433.21	525,424,453.61	348,052,965.34	100.00	60,777.92	347,992,187.42

		(%)	
5	20,146,600.00	6%	1,375,433.21

(2)

5%(5%)

(3)

			(%)
	102,296,000.00	1	19.42
	84,000,000.00	1	15.95
	81,150,000.00	3 4	15.40
	76,180,000.00	1	14.46
	75,830,000.00	1	14.39
	419,456,000.00		79.62

2011 12 31

() -

2

(1)

					(%)	(%)				
	10,000,000.00	10,000,000.00	-	10,000,000.00	100.00	100.00		-	-	-
	50,000,000.00	50,000,000.00	-	50,000,000.00	100.00	100.00		-	-	-
	20,000,000.00	20,000,000.00	-	20,000,000.00	40.00	40.00		-	-	-
5+Om"30p50R40A0D	10,000,000.00	10,000,000.00	-	10,000,000.00	100.00	100.00		-	-	-

2011 12 31

()

-

5

(1)

				(%)		(%)
			5,506,562.78	18.44	-	-
			6,970,213.25	23.34	-	-
			5,225,241.67	17.49	-	-
			954,290.93	3.20	1,547,836.87	21.07
			6,145,703.67	20.58	-	-
			924,000.00	3.09	280,500.00	3.82
			4,142,185.77	13.86	5,518,200.00	75.11
			29,868,198.07	100.00	7,346,536.87	100.00

(2)

		150,000,000.00	150,000,000.00	2010.08.18	2014.08.03	
		150,000,000.00	150,000,000.00	2010.11.11	2014.08.03	
		170,000,000.00	170,000,000.00	2010.11.11	2013.11.11	
		50,000,000.00	48,225,729.98	2011.06.15	2015.08.10	
		498,000,000.00	498,000,000.00	2009.12.25	2012.06.24	
		100,000,000.00	64,000,000.00	2011.05.13	2013.05.13	
		110,000,000.00	110,000,000.00	2010.11.01	2013.11.01	
		120,000,000.00	70,000,000.00	2011.01.25	2013.01.24	
		100,000,000.00	60,500,000.00	2010.02.01	2013.02.01	

2011 12 31

()

-

5

-

(3)

		5,506,562.78	-
		6,970,213.25	-
		5,225,241.67	-

2011 12 31

()

-

5

-

(3)

-

		756,500,000.00	42,000,000.00

82,075,400.00

()

2012 4 19

1


	7,402,306.55	11,864,865.63
(-	-

3

-

(2010)

15



1
2
3

2012 4 19